


ELEPHANT WeatherBloc



External Ceiling Board



The Siam Gypsum Industry (Saraburi) Co., Ltd.
A member of USG Boral Building Products



ELEPHANT
Gypsum Board

WeatherBloc

Water resistant, seamless joint, mold and stain resistant

WeatherBloc for eave ceiling is designed for any applications in high moisture environment so it can use against swell, shrinking, crack or black mold on the board. It is suitable for eave ceiling or external ceiling and this product is available in both plain and perforated board for decoration your home.

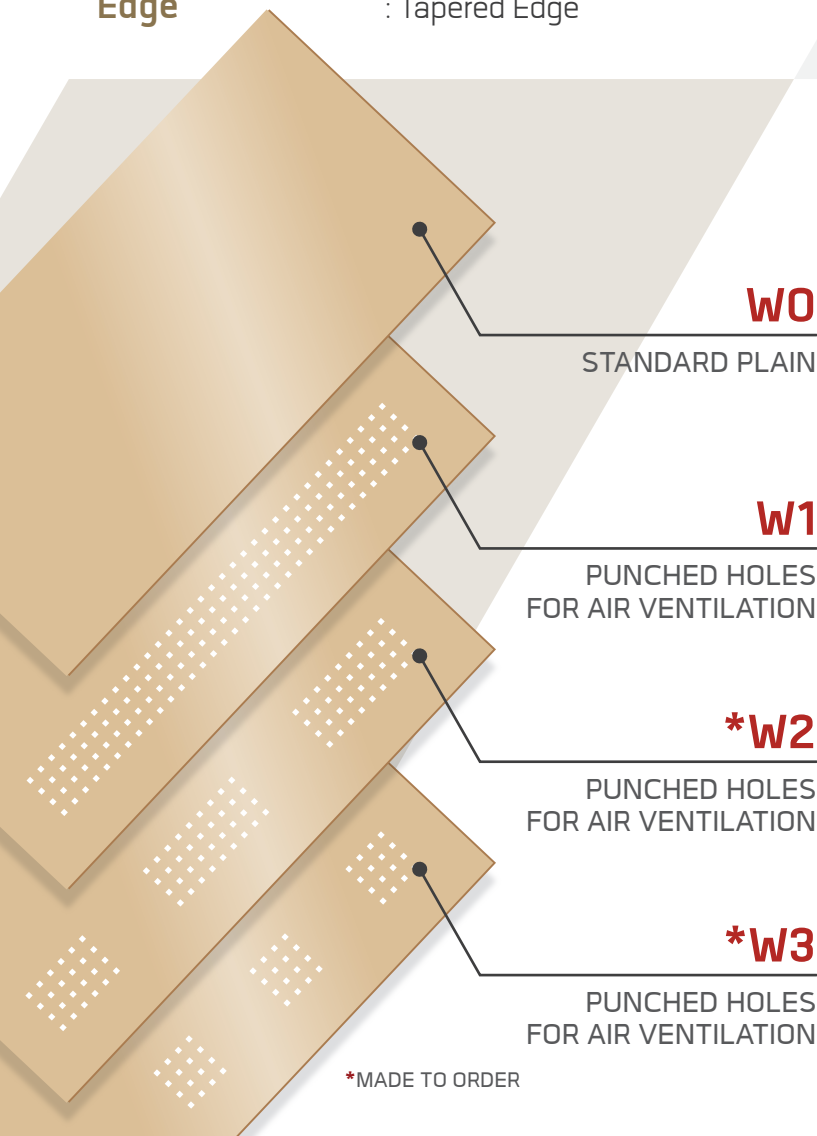
Properties

- ◆ Water resistant with material which reducing absorbing rate and special cover that can protect water absorption.
- ◆ Mold free with material and special cover according to ASTM D 3273.
- ◆ Easy and quick installation like a gypsum board ceiling system.
- ◆ Seamless joint which creates neatness look.

Size : 1200x2400 mm.

Thickness : 9 mm.

Edge : Tapered Edge



W0

STANDARD PLAIN

W1

PUNCHED HOLES FOR AIR VENTILATION

***W2**

PUNCHED HOLES FOR AIR VENTILATION

***W3**

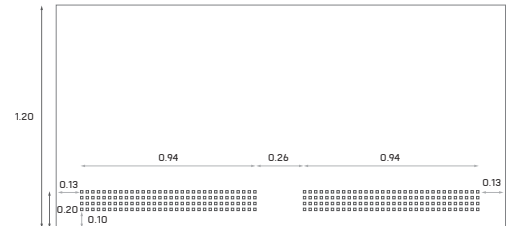
PUNCHED HOLES FOR AIR VENTILATION

*MADE TO ORDER

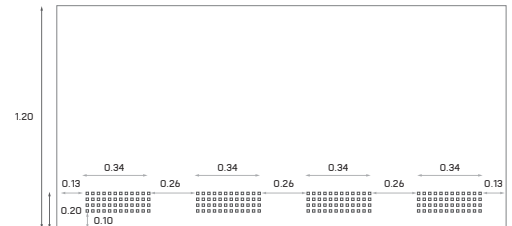
Product Appearance

Has 2 types: standard and punched patterns.
Punched holes size 1x1 cm.

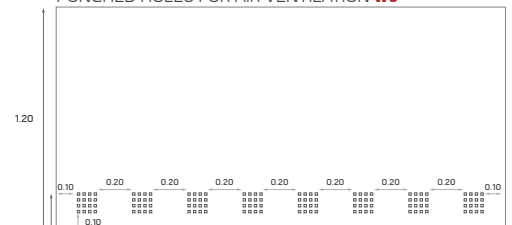
PUNCHED HOLES FOR AIR VENTILATION **W1**



PUNCHED HOLES FOR AIR VENTILATION **W2**



PUNCHED HOLES FOR AIR VENTILATION **W3**



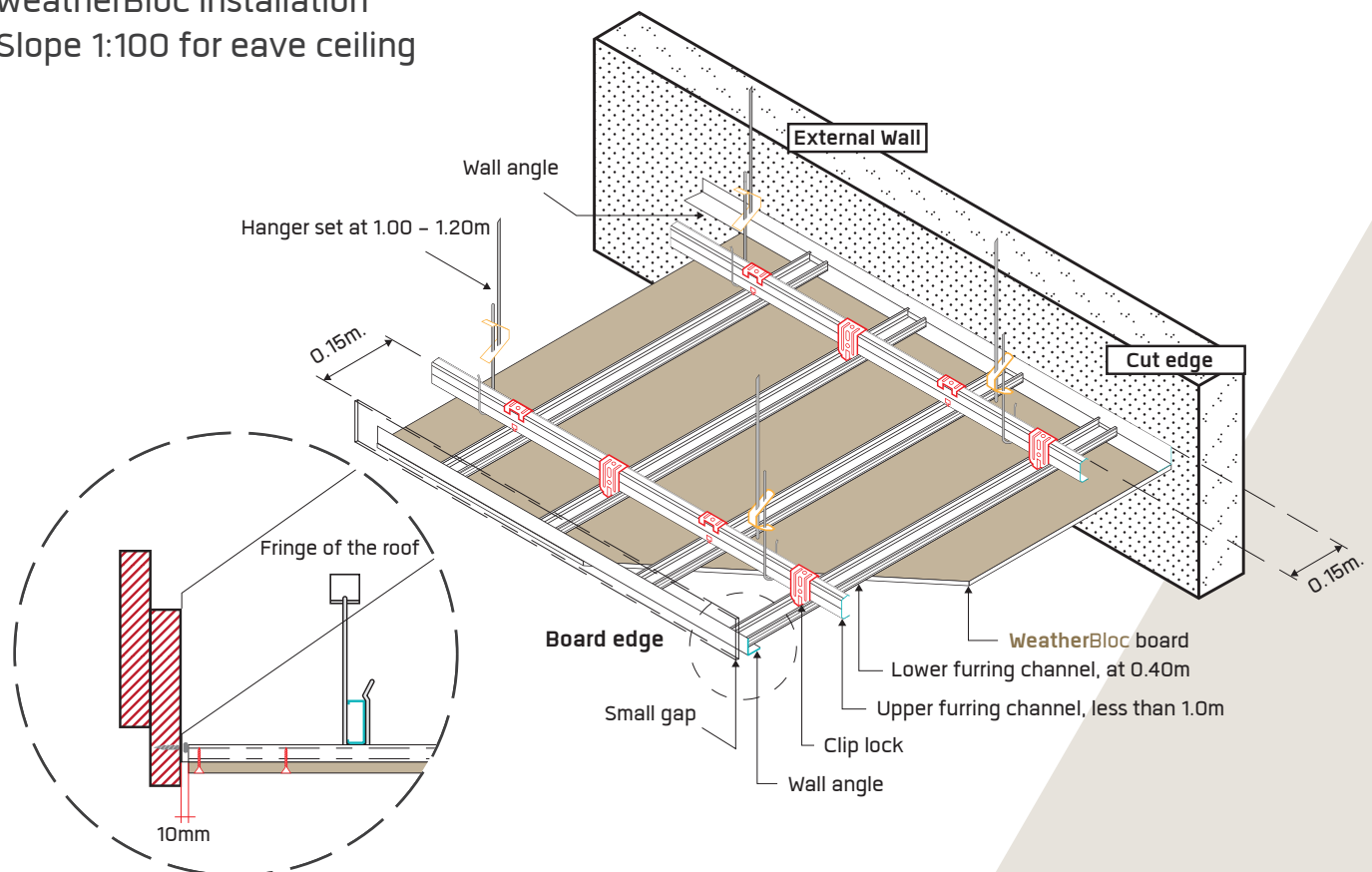
Specification

Use Elephant WeatherBloc standard pattern 1200x2400x9mm or punched pattern 1200x2400x9mm which was qualified accordingly ASTM C36, BS 1230 and TIS. 219-2524. Install together with Elephant Proline which was qualified accordingly TIS. 863-2532 and JIS G 3302-1987 with a hanging set which having adequate strength for ceiling support according to standard of THE SIAM GYPSUM INDUSTRY (SARABURI) CO., LTD.

Installation Direction

- 1** Mark the level of eave ceiling on the wall and install wall angle into both side of external wall and roof fringe by leaving the level of wall angle on external wall to be higher than roof rafter at 1 cm (slope 1:100). Screw or nail the wall angle to the marked level.
- 2** Mark the adjustable hanging set point on the rafter then hang the adjustable hanging set to the rafter of main frame and leave the distance around 1 - 1.2 m. follow the mark. Hang the upper furring channel with adjustable hanging set. The first adjustable hanging set should not leave the wall by more than 15 cm. Distance of upper furring channel should be less than 1 metre.
- 3** Install the lower furring channel with the upper furring channel by using the clip lock. Leave 40 cm. spaces between the lower furring channel. The clip lock should be installed in alternate direction for a stronger result.
- 4** Attach the WeatherBloc board to the lower furring channel and leave a small gap of 10 mm. from the roof rafter. To install the board, it must have the long side of the board at 90° angle to the lower furring channel. Hold the board together by using the 25 mm black screws and leave 10-16 mm. space from the edge. Between each screw around both ends of the board, leaving a space of 20 cm. The screws in center area of the board should be 30 cm. apart from each screw. Coat over the joints and screw heads by using Elephant Gypsum Compound and jointing tape.

WeatherBloc installation Slope 1:100 for eave ceiling



Remarks: **WeatherBloc** board has to be installed on the eave ceiling with non-cut edge side while the cut edge side can be installed on the external wall.

Comparison Table of ELEPHANT WeatherBloc with Other Materials

	ELEPHANT WeatherBloc	Fiber cement board	Lath board	Vinyl board
Type of board	 <ul style="list-style-type: none"> • Standard plain • Punched holes or air ventilation 	 <ul style="list-style-type: none"> • Plain board • Grooved board • Perforated board 	 <ul style="list-style-type: none"> • Lath 	 <ul style="list-style-type: none"> • Perforated board
Appearance and decoration	<ul style="list-style-type: none"> • It uses concealed ceiling structure when installing; therefore, it shows seamless joint and neatness look • Various design and desired paint can apply • Free for design due to joint free feature • No stain on surface • Easy to apply paint as required 	<ul style="list-style-type: none"> • Cannot be installed as concealed ceiling system • Need a gap and joint • Various desired paint can apply • Apply more paint in many times due to high water absorbing rate • High chance of stain on the board's surface 	<ul style="list-style-type: none"> • Cannot be installed as concealed ceiling system • Only lattice installation • Design limitation • Various desired paint can apply • Apply more paint in many times due to high water absorbing rate • High chance of stain on the board's surface 	<ul style="list-style-type: none"> • Cannot be installed as concealed ceiling system • Design limitation • Discoloration problem may be occurred for a long time • Cannot apply any paint • High chance of stain on the board's surface
Water absorption	<ul style="list-style-type: none"> • Water absorption is not over 3% • No problem of swelling and sagging of board from moisture 	<ul style="list-style-type: none"> • Water absorption of board 30% • Problem with board swelling and sagging from moisture 	<ul style="list-style-type: none"> • Water absorption of board 35% • Problem with board swelling and sagging from moisture 	<ul style="list-style-type: none"> • No water absorption
weather proof	<ul style="list-style-type: none"> • With special material and cover, it not subject to bending from water leakage form roof and no water stain from water spray • No bending • No mold occurrence 	<ul style="list-style-type: none"> • High possibility of extending or shrinking • Can be bended and cracked • Mold occurred possibly 	<ul style="list-style-type: none"> • High possibility of extending or shrinking • Can be bended and cracked • Mold occurred possibly 	<ul style="list-style-type: none"> • Synthetic plastic subject to possible bending, crisping and crack
Installation	<ul style="list-style-type: none"> • Quick and easy to install • Lightweight 	<ul style="list-style-type: none"> • Slow and hard to install 	<ul style="list-style-type: none"> • Slow and hard to install 	<ul style="list-style-type: none"> • Require special skill for installation

Simulated events of water absorbing on the board



High water absorption rate up to 30% make the water absorbed into the board rapidly.

Low water absorption and special cover prevent water absorbing into the board.

- Water stain is occurred widely due to its high water absorption rate.
- High possibility of black stain and mold occurrence.
- High water absorption rate influence the board to extend, shrink, bend, split at the edge and joint and may lower the strength of the eave ceiling structure.

- No water stain on the board due to low absorption rate, which help in reducing a possibility of water absorbing into front of the board.
- No black stain occurred due to special material and cover.
- Due to low absorption rate together with proper installation, make the possibility of water logging and absorbing reduced, give the last long durability and aesthetic to the eave ceiling.



ELEPHANT
Gypsum Board

The Siam Gypsum Industry (Saraburi) Co., Ltd.

Pakin Building, 5th floor, 9 Ratchadapisek Road,
Dindang, Bangkok 10400 Tel. : (+66) 2-555-0000



www.usgboral.com/en_ex